

ACCESSORIES

MASTERLOAD:
Electronic meter controller - See data sheet 201

MECHANICAL CALIBRATION:
With Veeder Root counters reading in a wide range of units

PULSE TRANSMITTERS:
Accepts all pulse transmitters in common use

PRESET VALVES:
Linkage or microswitch operated

TICKET PRINTERS:
With or without identifiers, either zero or accumulative start

MECHANICAL RATE OF FLOW INDICATORS

SWIVEL

EXTENDED COUNTER DRIVES

STRAINER:
Essential to prevent damage to the meter and is available with 80, 100 and 120 mesh baskets, with either cast iron or cast steel body. Both basket and 'Y' type strainers are available.

CONSTRUCTION

BODY: CARBON STEEL - ASTM 216 WCB
END COVERS: CARBON STEEL
ROTOR: ALUMINIUM ALLOY
VANES: CARBON
BEARINGS: NON CORRODIBLE STAINLESS STEEL
SEALS: HIGH NITRILE or FLUOROCARBON

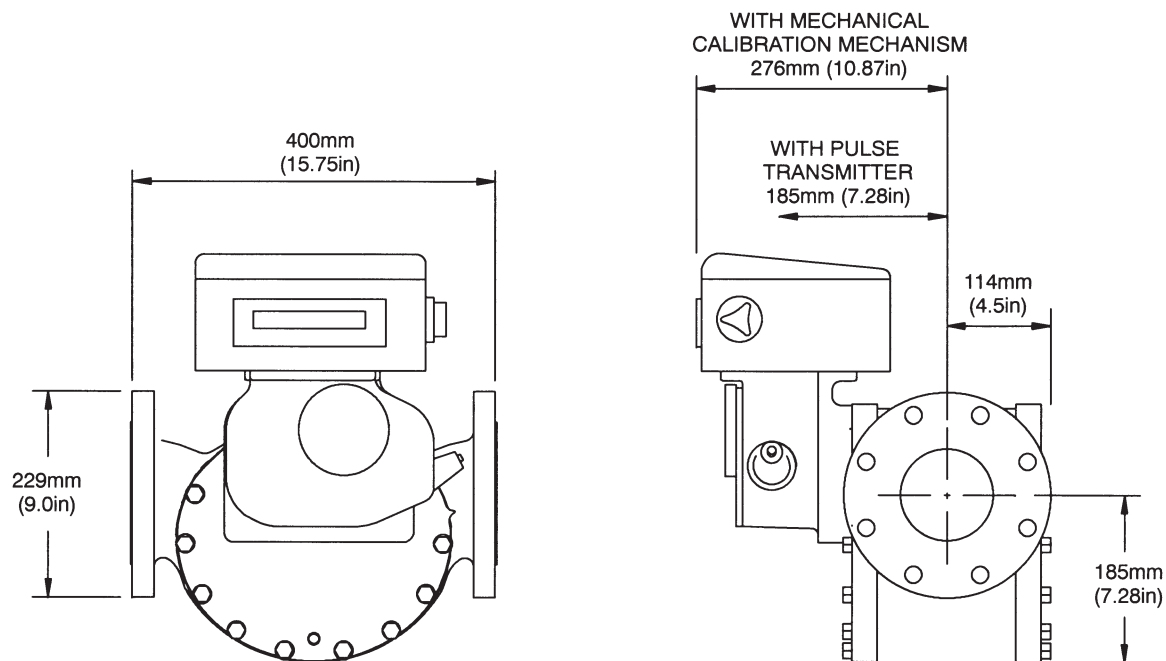
SPECIFICATION

MAX FLOW RATE: 2500 lpm Continuous
3000 lpm Intermittent
FLANGES: 4" ANSI 150
MAX WORKING PRESSURE: 10.5 bar (150psi)
TEST PRESSURE: 21 bar (300psi)
TEMPERATURE RANGE: -28° C TO 100° C
VOLUME PER REVOLUTION: 5.75 LITRES
TURN DOWN RATIO: 10:1
LINEARITY WITHIN: + 0.15%
REPEATABILITY BETTER THAN: 0.02%
WEIGHT (WITH TRANSMITTER): 70kg



STEEL CASE BULKMETER DM SERIES

The ultimate loading meter



- Avery Hardoll accuracy in a steel meter
- Positive displacement performance at turbine economy
- Compact lightweight design
- Insensitive to pressure changes
- Free from installation effects



Cobham Fluid Systems Limited
Holland Way, Blandford Forum, Dorset, England. DT11 7BJ
Tel: 44 (0)1258 486600 Fax: 44 (0)1258 486601
www.cobhamfluidsystems.com
sales@cobhamfluidsystems.com

Copyright: Cobham Fluid Systems.
This publication provides outline information only, which (unless agreed by the Company in writing) may not be used, applied or reproduced for any purpose or form part of any order or contract or be regarded as a representation relating to the products or services concerned. The Company reserves the right to alter without notice the specification, design, price or conditions of supply of any product or service.

A Flight Refuelling company

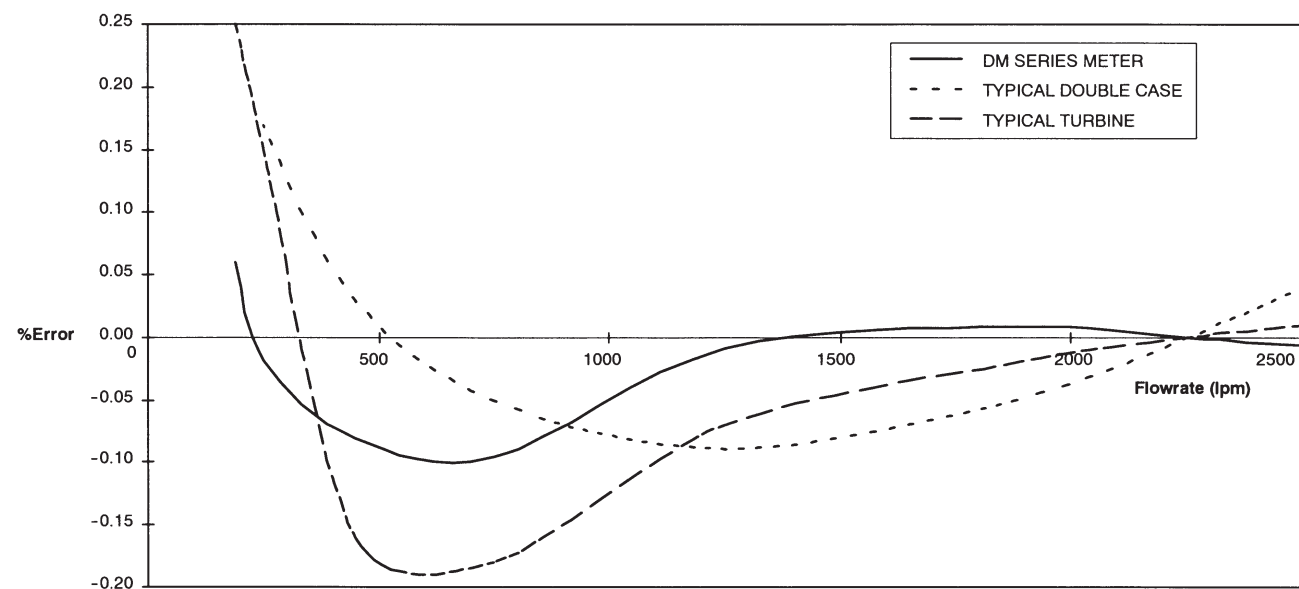


A Collective Member of
IP THE INSTITUTE OF PETROLEUM

The Avery Hardoll Steel Bulkmeter is specifically designed to meet the rigorous demands of the modern tank truck loading depot. It provides the highest level of repeatability and accuracy combined with minimal down time for service, without the inconvenience and cost of double casing.

ACCURACY


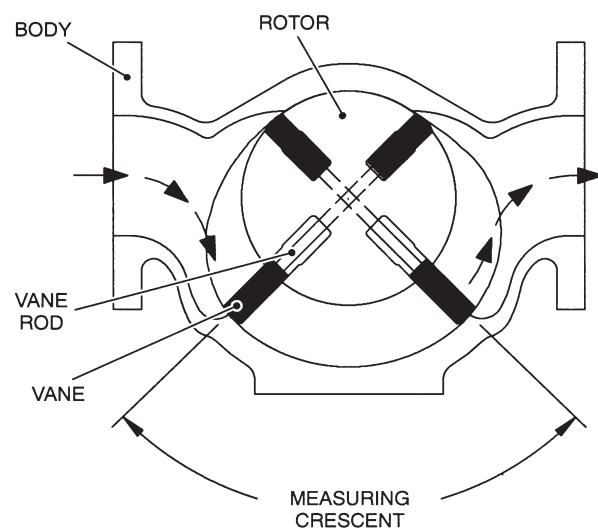
The positive displacement principle is the only accurate method of measuring liquid flow. No other technology e.g. turbine meters can achieve the same level of accuracy. This is particularly true in depot applications where flow rates, pressure and temperature can vary during a delivery. The Avery Hardoll Bulkmeter positively measures fluid volume with minimum scope for error and with minimal effect from pressure variations, temperature change or turbulence from near by valves or bends etc.



OPERATION

The product enters the meter and causes the rotor to revolve by pressure on the vanes. The proximity of the rotor to the body forms an efficient seal, whilst the profile of the body ensures that the vanes are guided through the measuring crescent, where the volume of product is accurately measured.

An extension shaft driving through a pressure tight gland in the meter front cover, transmits the rotor revolutions either directly to a pulse transmitter or through gearing to a stepless mechanical calibrator driving the counter.



THE GRAPH APPLIES ONLY TO PETROLEUM PRODUCTS

VISCOUS PRODUCTS

Avery Hardoll bulkmeters can be used on all petroleum products of all viscosities that are normally pumped. However there is obviously an increase in pressure drop with more viscous fuels which will, under normal circumstances, limit the maximum flowrate obtainable. It is recommended that the pressure drop through a bulkmeter should not exceed 15 psi (1 bar), above which the load on the bearings will start to cause wear.

Consequently when using products with viscosities (at operating conditions) above 100 centistokes, it is necessary to reduce the maximum permitted flowrate. As a guide it is suggested that the pressure drop through the meter should not exceed 10 psi (0.7 bar) for continuous running at maximum speed or 15 psi (1 bar) for continuous running at half speed.