

## Specification

WEIGHT, PRESSURE DROP, PRESSURE RATING		COUPLER	COUPLER, Pressure Control Valve with Deadman & Swivel	COUPLER Elbow & Swivel
WEIGHT		5.7 Kg 12.5 lbs	13 Kg 28lb	9.1 Kg 20 lb
PRESSURE DROP		-	less than 1.16 bar at 4500 l/min  less than 17 psi at 1000 Imp gpm (1200 US gpm)	less than 0.65 bar at 4500 l/min  less than 9.5 psi at 1000 Imp gpm (1200 US gpm)
PRESSURE RATING	MAX. WORKING	-	15 bar 225 psi	15 bar 225 psi
	TEST PRESSURE	-	23 bar 338 psi	23 bar 338 psi
	PROOF PRESSURE COUPLED	-	76 bar 1100 psi	68 bar 1000 psi

## Ordering Information

CONFIGURATIONS	CODE NO.
COUPLER with short handle	CCMY8500M2
COUPLER with wrap-around handle	CCMY8501M2
with Pressure Control Valve / Deadman	add suffix R2
with Elbow	add suffix E
with Trolley	add suffix T
Thread forms	add suffix B for BSP or N for NPT
Selectivity 1-6	add suffix S1-S6

Example : CCMY8501M2R2BS1 (Coupler with wrap round handle, PressureControl with Deadman, BSP Thread and Selective Position 1.)

Avery Hardoll Fluid Management equipment is developed as a private venture and the policy of the company is one of continuing improvement; therefore the right to change prices, specification and equipment at any time without notice is reserved.



**Cobham Fluid Systems Limited**

Holland Way, Blandford Forum, Dorset, England. DT11 7BJ

Tel: 44 (0)1258 486600 Fax: 44 (0)1258 486601

www.cobhamfluidsystems.com

sales@cobhamfluidsystems.com

Copyright: Cobham Fluid Systems.  
This publication provides outline information only, which (unless agreed by the Company in writing) may not be used, applied or reproduced for any purpose or form part of any order or contract or be regarded as a representation relating to the products or services concerned. The Company reserves the right to alter without notice the specification, design, price or conditions of supply of any product or service.

*A Flight Refuelling company*



A Collective Member of  
**IP** THE INSTITUTE OF PETROLEUM



## CCMY8500M2 Series 4 inch A.P.I. COUPLER



The CCMY8500M2 Series 4 inch A.P.I. Coupler has been designed to comply with all the Operational and Test Requirements of the A.P.I. Standard Specification (A.P.I. 1584) for 4 inch Hydrant System Components and Arrangements.

- RUGGED CONSTRUCTION AND ROBUST DESIGN FOR LONG LIFE
- LOW WEIGHT
- LOW PRESSURE DROP
- ADJUSTABLE SMOOTH OPENING AND CLOSING CHARACTERISTICS
- HIGH STABILITY

## Operation

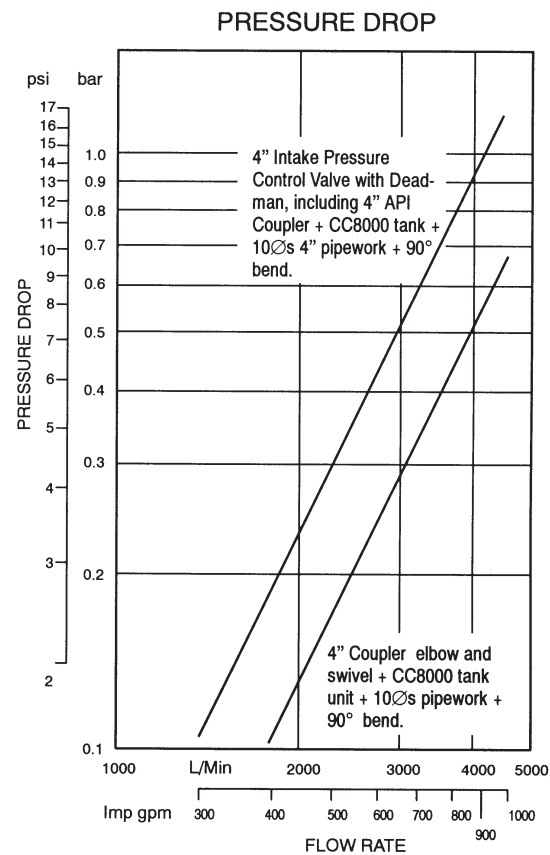
4 inch Pressure Control Valve with Deadman.

This valve has been designed for use with Aviation Kerosenes and Gasolines on refuelling vehicles.

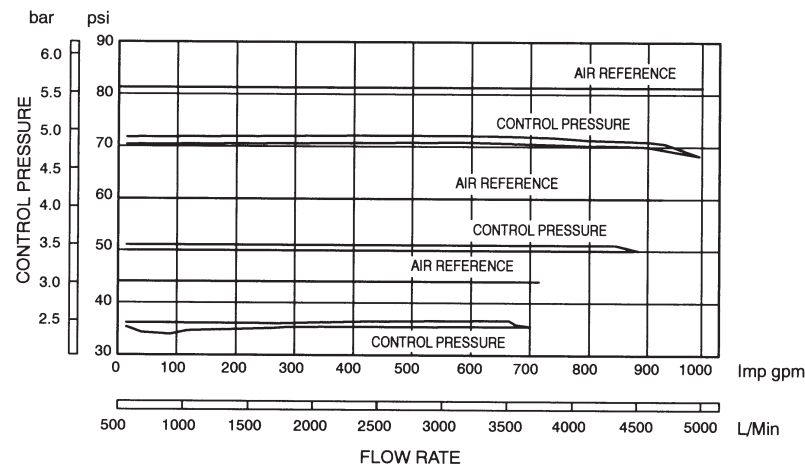
It regulates downstream pressure regardless of input pressure or flow rate and incorporates a deadman facility.

The valve is air referenced and has a typical bias of 10-12 psi at full flow, (1000 gpm - 1200 US gpm). The total pressure drop through the valve is approximately 14 psi at 1000 Imp gpm (1200 US gpm).

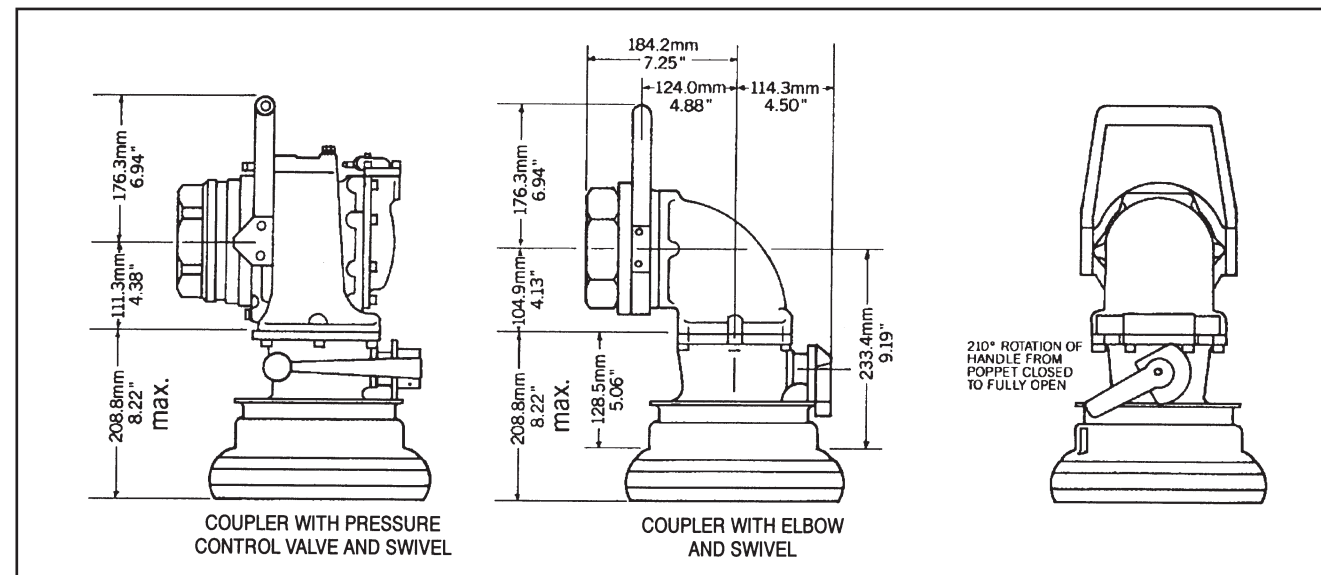
A pressure relief valve between Coupler and Pressure Control Valve automatically breaks the hydraulic lock on closure of the Coupler.



OPERATING PRESSURE CONTROL



## Dimensions



## General Information

### COUPLER

POLYURETHANE BUMPER

Resists abrasion.

LOCKING AND INTERLOCKING

Positive connection between Pit Valve and Coupler by means of 10 catches.

The Poppet Valve is prevented from opening when the Coupler is disconnected.

The Coupler cannot be disconnected when the Poppet Valve is open.

EASY SERVICING

The Coupler may be completely dismantled and serviced from the A.P.I. end thus avoiding the need for removal from the pressure controller.

The nose seal may be renewed while the unit is under system pressure.

ALTERNATIVE OPERATING HANDLES

A choice of short or wrap-round handle.

ASSOCIATED EQUIPMENT

Pressure Control Valve with Deadman or 90 deg. Elbow.

Construction throughout is mainly of high strength aluminium alloy and stainless steel.

All wetted parts are of anodised aluminium and stainless steel incorporating fuel resistant seals.

All other components are protected against corrosion.

SMOOTH OPENING AND CLOSING

Approximately ten seconds to 'full flow'

Approximately five seconds to 'no flow'

Precise ramped closure prevents vacuum within coupler hose

PRESSURE CONTROL

+ 2 psi

LOW BIAS

Typically 10-12 psi

LOW HYSTERESIS

For details, see graphs.

Rapid response to surge pressures.

FAIL / SAFE

Valve will close even if controlling diaphragm ruptures.