

## 4 inch Quick Release Coupling for Rail Car Off Loading



### INTRODUCTION

The Quick-Release Couplings described in this leaflet have been designed to couple quickly by using the simple "push and turn" action standard in Avery Hardoll couplings, thereby saving time and labour.

### DESCRIPTION

The complete assembly comprises a tank unit and cap for fitting to the Rail Car and a hose unit and cap which is fitted to the hose at the off-loading point.

The outer casing of the hose unit assembly, (coupling ring) is manufactured from Phosphor Bronze and all other parts of the unit from light alloy, with Viton 'O' rings.

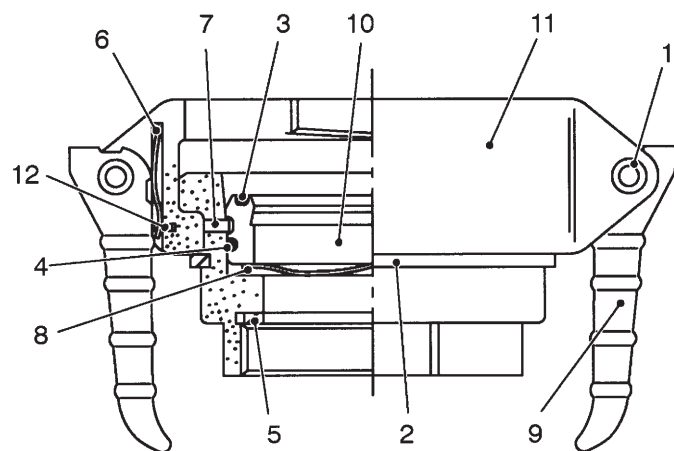
## HOSE UNIT CCMY1620

The hose unit has spring-loaded handles, which remain at the set position, (i.e. "IN or OUT"), and pipe threading is to B.S.2464. (4in. A.S.S.P.T. female).

The hose unit assembly consists of a coupling ring, a hose unit body and seal ring. The coupling ring has three equi-spaced slots machined in its internal diameter and houses the hose unit body and seal ring. The hose unit body is retained in the coupling ring by a cir-clip. The seal ring has an 'O' ring seal fitted in its mating face, which seals in a groove in the mating face of the tank unit, thus forming a liquid-tight seal. A wave spring is situated between the hose unit and the seal ring. The seal ring is itself retained in position by three special screws. Another is fitted between the walls of the seal ring and the hose unit body.

The hose end of the hose unit assembly is machined with a 4in. (internal) American Parallel Hose Thread to B.S.2464, Appendix B, i.e. 4in. A.S.S.P.T., which mates with the external thread of the hose. A rubber sealing ring forms a leak-proof joint between the unit and the hose.

### SPARES FOR CCMY1620



ITEM	PART No.	DESCRIPTION	Qty
1	ZT8001E1632A	TENSION PIN	2
2	ZASZ0038-17	SPIROLOX RING	1
3	ZO32E346210A	'O' RING	1
4	ZO32E247139A	'O' RING	1
5	CCRZ1641	NITRILE SEAL	1
6	CCSZ1640	HANDLE SPRING	2
7	CCSZ7179	SPECIAL SCREW	3
8	CCSZ660	WAVE SPRING	1
9	CCCZ1635	HANDLE	2
10	CCAS1637	SEAL RING	1
11	NOT SPARED	COUPLING RING	1
12	ZT8201E0306A	TENSION PIN	2

PROOF PRESSURE	900 p.s.i. (62 bar)
TEST PRESSURE	225 p.s.i. (16 bar)
SAFE WORKING PRESSURE	150 p.s.i. (10 bar)

## HOSE UNIT CAP CCMY1615

A plastic dust cap is provided to fit over the open end of the hose unit when it is not in use and is attached to the unit by means of a chain.

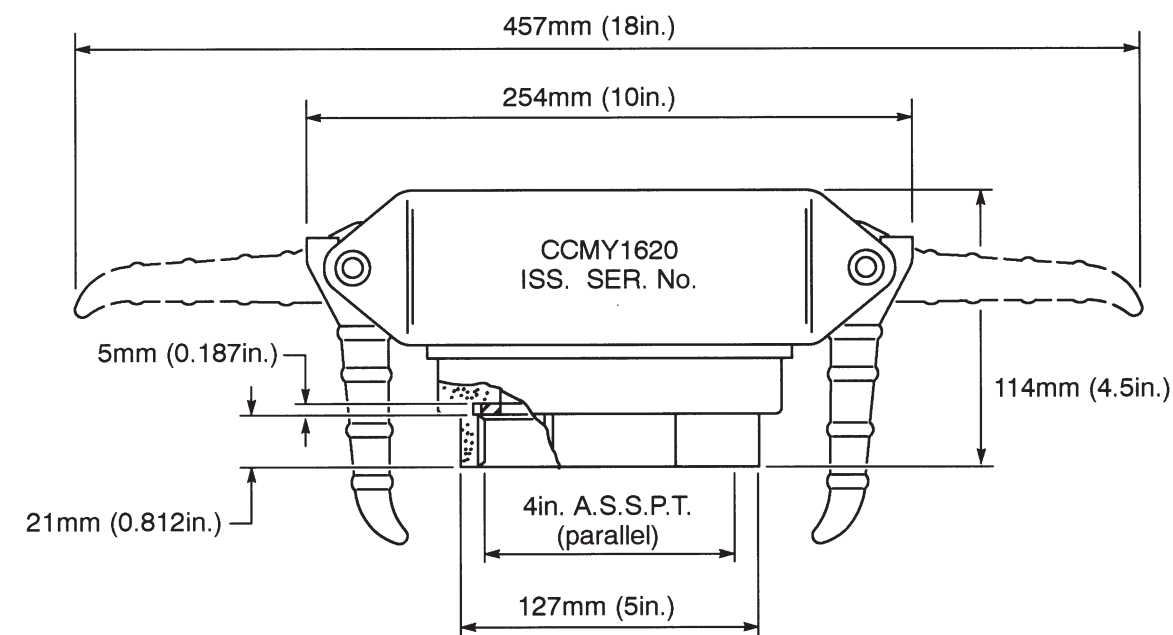
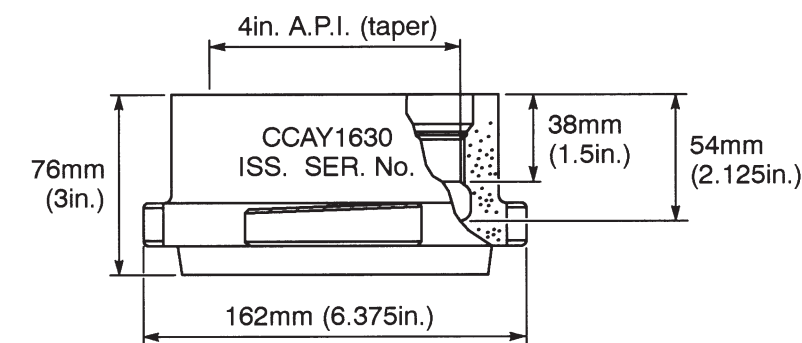
## TANK UNIT CCAY1630

The tank unit, also manufactured from a light alloy, has three tapered bayonet lugs which engage in the slots of the hose unit assembly coupling ring. A 4in. A.P.I. Taper thread is machined internally on the tank unit.

## TANK UNIT CAP CCMY1618

The tank unit blanking cap has an 'O' ring seal fitted internally, which will provide a seal with the tank unit should the valve in the rail car fail.

### DIMENSIONS



### WEIGHTS

CCAY1630	TANK UNIT	1.1 Kg	(2 lbs 8 oz)
CCMY1618	CAP	1.16 Kg	(2 lbs 9 oz)
CCMY1620	HOSE UNIT	6.1 Kg	(13 lbs 7 oz)
CCMY1615	CAP	0.14 Kg	(0 lbs 5 oz)