



4 inch SELF SEALING INDUSTRIAL COUPLINGS



GENERAL INFORMATION

Avery Hardoll Self Sealing Couplings are designed for use wherever it is necessary to connect and disconnect hoses and pipelines under pressure, quickly and without spillage. They are designed primarily for use in the petroleum, chemical and brewing industries where reliability and safety are of prime concern.

DESCRIPTION

Hose units incorporate the female connector and a swivel for hose connection. Tank units are flanged and incorporate the male connector.

OPERATION

Operation is single action, using a straightforward turning motion to connect the couplings and open a flow path.

An initial push and turn action on the hose unit causes engagement with the tank unit, thus locking and sealing the two units together. Further rotation causes the internal valves to open, thereby allowing flow with minimum pressure drop.

The connection and valve mechanism is interlocked such that the valve can only be opened by fully engaging and sealing the hose unit on its matching tank unit.

On disconnection, the valves fully close before the couplings separate and spillage is therefore negligible.

- UNRIVALLED QUALITY FOR TROUBLE FREE OPERATION AND LONG LIFE
- NEGLIGIBLE SPILLAGE
- ENVIRONMENTALLY FRIENDLY
- EASY SINGLE ACTION COUPLING AND VALVE OPENING
- MATERIAL: ALUMINIUM ALLOY / ST. STEEL
- NITRILE OR FLUOROCARBON SEALS
- SELECTIVITY OPTIONS

1 - HOSE UNIT, STRAIGHT TYPE **CCMY 558***
 4 inch ASSP
HOSE UNIT, STRAIGHT TYPE **CCMY 559***
 4 inch BSP(P)
 Material Aluminium Alloy with Stainless Steel components
 Weight 13.0 kg (28.8 lb)
 Max. Working Pressure 150psi (10 bar)
 Max. Coupling Pressure 100 psi (7 bar)

2 - HOSE UNIT, 90 SWIVEL ELBOW **CCMY 554***
 4 inch ASSPT
HOSE UNIT, 90 SWIVEL ELBOW **CCMY 555***
 4 inch BSP(P)
 Material Aluminium Alloy with Stainless Steel components
 Weight 15.9 kg (35 lb)
 Max. Working Pressure 150 psi (10 bar)
 Max. Coupling Pressure 100 psi (7 bar)

3 - HOSE UNIT, 45 BEND **CCMY 550***
 4 inch ASSPT
HOSE UNIT, 45 BEND **CCMY 551***
 4 inch BSP(P)
 Material Aluminium Alloy with Stainless Steel components
 Weight 11.8 kg (26 lb)
 Max. Working Pressure 150 psi (10 bar)
 Max. Coupling Pressure 100 psi (7 bar)

4 - TANK UNIT FLANGED VERSION **CCMY 4500***
NORTH SEA VERSION **CCMY 4501***
 Material Aluminium Alloy with Stainless Steel components
 Weight 5.5 kg (12 lb)
 Max. Working Pressure 150 psi (10 bar)

'H' VERSION of both Hose and Tank Units
 Max. Working Pressure 350 psi (24 bar)

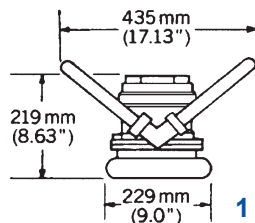
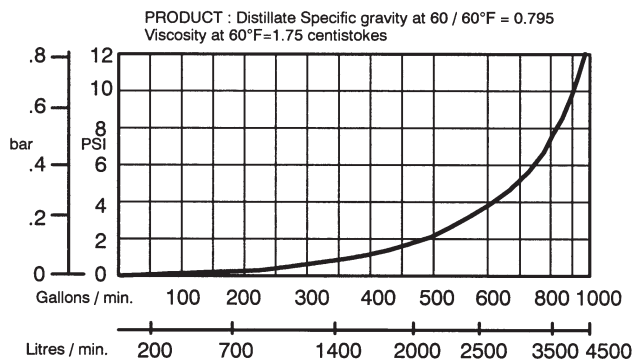
5 - DUST CAP FOR HOSE UNIT **CCMY 606**
 Material Aluminium Alloy
 Weight 0.56 kg (1.2 lb)

6 - DUST CAP FOR TANK UNIT **CCMY 600**
 Material Aluminium Alloy
 Weight 0.9 kg (1.9 lb)

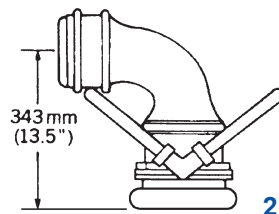
7 - LOCKING CAP FOR TANK UNIT **CCMY 1360**
 Material Aluminium Alloy
 Weight 1.36 kg (3.0 lb)

* Seals Nitrile as standard
 for Fluorocarbon add VN to part number

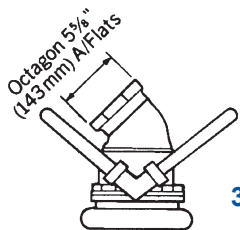
PRESSURE DROP



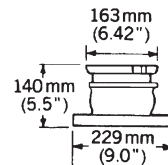
STRAIGHT TYPE
 CCMY 558
 CCMY 559




90° SWIVEL ELBOW
 CCMY 554
 CCMY 555



45° BEND
 CCMY 550
 CCMY 551



TANK UNIT
 CCMY 4500
 Flange has 8 holes 3/4" (19mm) dia
 on a 7 1/2" (190mm) PCD



DUST CAP (HOSE UNIT)
 CCMY 606



DUST CAP (TANK UNIT)
 CCMY 600



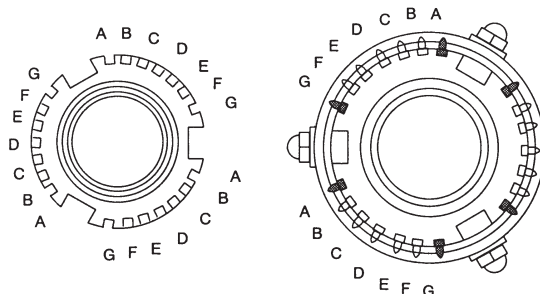
LOCKING CAP (TANK UNIT)
 CCMY 1360

Dimensions in millimeters (inches)

SELECTIVITY

To avoid product contamination caused by connecting a hose unit to the wrong tank unit, selective versions of the hose and tank units are available.

Selective Position No.	1	2	3	4	5	6	7
Pin & Slot Position	A&B	A&C	A&D	A&E	A&F	A&G	B&C
Selective Position No.	8	9	10	11	12	13	14
Pin & Slot Position	B&D	B&E	B&F	B&G	C&D	C&E	C&F
Selective Position No.	15	16	17	18	19	20	21
Pin & Slot Position	C&G	D&E	D&F	D&G	E&F	E&G	F&G



Cobham Fluid Systems Limited
 Holland Way, Blandford Forum, Dorset, England. DT11 7BJ
 Tel: 44 (0)1258 486600 Fax: 44 (0)1258 486601
 www.cobhamfluidsystems.com
 sales@cobhamfluidsystems.com

Copyright: Cobham Fluid Systems.
 This publication provides outline information only, which (unless agreed by the Company in writing) may not be used, applied or reproduced for any purpose or form part of any order or contract or be regarded as a representation relating to the products or services concerned. The Company reserves the right to alter without notice the specification, design, price or conditions of supply of any product or service.



A Collective Member of
IP THE INSTITUTE OF PETROLEUM

A Flight Refuelling company